





**CAPITAL PLAN - QUARTER 3 2015/16 - EXPENDITURE**

						Revised 4-year Plan Jan 2016				
	Latest Est Scheme Cost	Actuals & Commitments 2015/16 Qtr 3	Previous 2015/16 (@ Q2 15/16)	2015/16 Q3 Adjustments	New Schemes 2015/16	Total 2015/16 Revised	2016/17	2017/18	2018/19	Total for Plan Period
<b>PS</b> = Approved Prudential Borrowing schemes	£'000	£'000	£'000	£'000	£'000	£'000	£'000	£'000	£'000	£'000
<b>ADULT SERVICES</b>										
<b>Adult Care</b>										
Adult Social Care	0		0			0				0
Autism Innovation - IT Enhancements	0	0	19	(19)		0				0
Mental Health Care Initiatives	711		7			7				7
<b>Housing Strategy</b>										
Affordable Housing	1,575		49			49	1,526			1,575
Sanctuary HA - Hayes Road Pgn	500		250			250				250
Spectrum HA - Castle Lane Tqy	200		200			200				200
	<b>2,986</b>	<b>0</b>	<b>525</b>	<b>(19)</b>	<b>0</b>	<b>506</b>	<b>1,526</b>	<b>0</b>	<b>0</b>	<b>2,032</b>
<b>CHILDRENS SERVICES</b>										
2 Year Olds Provision	253	58	193	(80)		113	80	0		193
Asbestos Removal	80		7			7				7
Barton Primary Cap Project	4,400	38	36			36				36
Brookfield House Site	750	45	650	(300)		350	400			750
Capital Repairs & Maintenance 2012/13	465	109	138			138				138
Capital Repairs & Maintenance 2013/14	0	4				0				0
Capital Repairs & Maintenance 2014/15 (incl. Furzeham)	802	507	620	150		770				770
Capital Repairs & Maintenance 2015/16	356	14	256	(220)		36	320			356
Childrens Centres	232		2			2				2
Cockington Primary expansion	3,373	82	356			356				356
Devolved Formula Capital		86	260	(100)		160	100			260
Education Review Projects		82	298	(150)		148	150			298
Ellacombe Primary expansion	502	142	464			464	20			484
EOTAS Halswell House	49		1			1				1
Key Stage 1 Free School Meals	122	11	12			12				12
New Paignton Primary school	5,000		0			0	750	2,250	2,000	5,000
Roselands Primary expansion	700	12	47			47	0	0		47

## CAPITAL PLAN - QUARTER 3 2015/16 - EXPENDITURE

						Revised 4-year Plan Jan 2016				
	Latest Est Scheme Cost	Actuals & Commitments 2015/16 Qtr 3	Previous 2015/16 (@ Q2 15/16)	2015/16 Q3 Adjustments	New Schemes 2015/16	Total 2015/16 Revised	2016/17	2017/18	2018/19	Total for Plan Period
Secondary School places	2,866	37	300			300	2,000	566		2,866
St Margaret Clitherow Primary expansion	623	293	294			294				294
Torbay School Hillside	120	1	21			21				21
Torre CoE Primary expansion	1,299	43	54			54				54
Warberry CoE Primary expansion	1,235		74			74				74
Whiterock Primary expansion	3,500	2,050	2,040			2,040	300			2,340
Youth Modular Projects	409	14	51	(20)		31	20			51
	<b>11,281</b>	<b>3,628</b>	<b>6,174</b>	<b>(720)</b>	<b>0</b>	<b>5,454</b>	<b>4,140</b>	<b>2,816</b>	<b>2,000</b>	<b>14,410</b>
<b>COMMUNITY AND CUSTOMER SERVICES</b>										
Babbacombe Beach Road	70		0			0	70			70
Barton Infrastructure	137		9			9				9
CCTV equipment	350					0	350			350
DfT Better Bus Areas	462	(62)	161			161	0	0		161
DfT Local Sustainable Transport Fund (Ferry/Cycle)	1,642	22	26			26	0	0		26
Disabled Facilities Grants		519	1,020	2		1,022	0		0	1,022
Disabled Facilities Grants Reserve - Potential reallocation (e.g. to Infrastructure)			398			398				398
Empty Homes Scheme	500	39	250			250	250			500
NGP - Strategic Cycleway	477		45			45				45
NGP - Windy Corner Junction	11		1			1				1
 On Street Parking meters	857		1			1				1
Paignton Picture House	50	50	50			50				50
Princess Pier Decking	360		254			254	106			360
Private Sector Renewal			113			113	0		0	113
Public Toilets - Utilities saving measures	100	5	11			11	0	0		11
 South Devon Link Road - Council contribution	20,224	8,738	11,739			11,739	1,500	1,500	1,407	16,146
St Michael's Chapel, Torre	95	82	71			71				71
 Street Lighting - Energy reduction	515	30	46			46				46
 Street Lighting - Energy reduction Ph2	1,112					0	1,112			1,112
SWIM Torquay - Improve facilities	594	13	0			0				0
TCCT - Grant re Green Heart Project	100	100	100			100				100
Torbay Enterprise Project	750	22	52			52				52

**CAPITAL PLAN - QUARTER 3 2015/16 - EXPENDITURE**

						Revised 4-year Plan Jan 2016				
	Latest Est Scheme Cost	Actuals & Commitments 2015/16 Qtr 3	Previous 2015/16 (@ Q2 15/16)	2015/16 Q3 Adjustments	New Schemes 2015/16	Total 2015/16 Revised	2016/17	2017/18	2018/19	Total for Plan Period
Torbay Leisure Centre - structural repairs	545	25	26			26	0	0		26
Torre Abbey Pathway	49	2	2			2				2
Torre Abbey Renovation - Phase 2	5,010	8	74	(74)		0	15			15
Torre Valley North Enhancements	127		0			0	124			124
Transport - Edginswell Station	4,489	297	209	115		324	0	4,000		4,324
Transport Integrated Transport Schemes		599	670	0		670	1,184	931	667	3,452
Transport Structural Maintenance		600	1,582			1,582	1,256	1,176	930	4,944
Transport Structural Maintenance - Incentive Fund (funds at risk)	446					0	81	121	244	446
Transport - Torquay Gateway Road Improvements	3,875	83	325			325	1,200	2,325		3,850
Transport - Torquay Town Centre Access	625	29	385			385	176			561
Transport - Western Corridor	7,405	799	2,300	(800)		1,500	3,900	1,600		7,000
	3,500	12,000	19,920	(757)	0	19,163	11,324	11,653	3,248	45,388
<b>CORPORATE AND BUSINESS SERVICES (INCL. CONTINGENCY)</b>										
<b>Corporate Services</b>										
Corporate IT Developments	1,000					0	250	250	500	1,000
Essential Capital repair works	3,000					0	1,500	500	1,000	3,000
Enhancement of Development sites	261	19	30			30	173			203
Office Rationalisation Project Ph 3 - Project Remainder	8,735	222	220			220				220
Oldway Estate works	400		400			400				400
Payroll Project	370	53	87			87				87
Riviera Centre renewal	1,140	38	41			41				41
General Capital Contingency	631	0	0			0	631	0	0	631
<b>Business Services</b>										
Beach Hut Acquisition/Renewal (Broadsands, Meadfoot)	2,591	396	384			384				384
Brixham Harbour - Major repairs	90						90			90
Brixham Harbour - Victoria Breakwater	42		4	(2)		2	0	0		2
Claylands Redevelopment	10,000					0	10,000			10,000
Council Fleet Vehicles	462	11	162	(140)		22	140			162
Flood Defence schemes (with Env Agency)	789	153	166			166	155			321
Haldon Pier - Structural repair Phase I&2	3,073	245	535			535				535

### CAPITAL PLAN - QUARTER 3 2015/16 - EXPENDITURE

						Revised 4-year Plan Jan 2016				
	Latest Est Scheme Cost	Actuals & Commitments 2015/16 Qtr 3	Previous 2015/16 (@ Q2 15/16)	2015/16 Q3 Adjustments	New Schemes 2015/16	Total 2015/16 Revised	2016/17	2017/18	2018/19	Total for Plan Period
Harbour Workboat	45					0	45			45
<del>FB</del> Investment Fund	10,000					0	5,000	5,000		10,000
Meadfoot Sea Wall structural repair	268	5	4	2		6				6
<del>FB</del> NGP - Torbay Innovation Centre Ph 3 (EPIC)	6,600		100			100	3,431	3,000		6,531
Oddicombe Beach Chalets	193	34	36			36				36
Old Toll House, Torquay	150		75			75	71			146
Princess Pier - Structural repair (with Env Agency)	1,744		0			0	1,744			1,744
Riviera Renaissance (Coastal Communities Fund)	649	1	1			1	0	0		1
Sea Change - Cockington Court	3,285	3	3			3				3
Small Ports Recovery Fund - Winter 13/14	295		4			4				4
<del>FB</del> TEDC Capital Loans	2,475	978	1,285			1,285	1,190			2,475
Torquay Harbour - Inner Harbour Pontoons	48	(5)			48	48				48
	<b>58,336</b>	<b>2,153</b>	<b>3,537</b>	<b>(140)</b>	<b>48</b>	<b>3,445</b>	<b>24,420</b>	<b>8,750</b>	<b>1,500</b>	<b>38,115</b>
<b>TOTALS</b>	<b>76,103</b>	<b>17,781</b>	<b>30,156</b>	<b>(1,636)</b>	<b>48</b>	<b>28,568</b>	<b>41,410</b>	<b>23,219</b>	<b>6,748</b>	<b>99,945</b>
<b>CAPITAL INVESTMENT PLAN - QUARTER 3 2015/16 - FUNDING</b>										
Unsupported Borrowing			13,008	(140)		12,868	19,322	9,171	2,789	44,150
Grants			14,501	(1,066)		13,435	18,679	13,716	4,237	50,067
Contributions			330	43		373	252			625
Reserves			142	(64)	48	126	1,167	253	(396)	1,150
Revenue			818			818	229	79	118	1,244
Capital Receipts			1,357	(409)		948	1,761			2,709
<b>Total</b>			<b>30,156</b>	<b>(1,636)</b>	<b>48</b>	<b>28,568</b>	<b>41,410</b>	<b>23,219</b>	<b>6,748</b>	<b>99,945</b>